



PH-SP2

Wireless receiver for control of electric heating devices - WALL-MOUNTED -

- Control of electric heating systems
- The connected electric appliance is switched according to the required temperature
- Two-way radio communication at 433,92 MHz
- The control unit PH-BSP is the pilot component
- Component of the PocketHome® system

INSTALLATION

PH-SP2 is used for switching the heating device in connection with the PH-BSP control unit.


Fig.1



Fig.2



Fig.3



Wiring diagram:

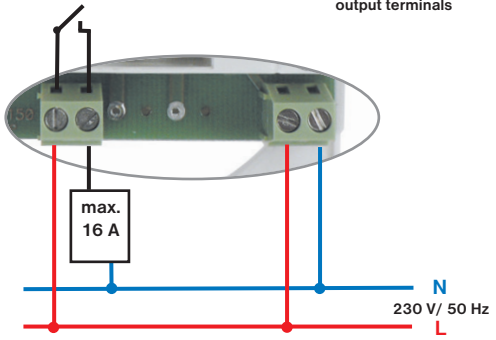


Fig.4



FUNCTION BUTTON:


SHORT PRESSING - coding.

LONG PRESSING (for about 5 s) - RESET
deleting the code from the memory (the green and red LEDs flash simultaneously).

**The device can only be installed by a person with adequate qualification!
The installation must be executed in a voltage-free state!**

ACTIVATION PROCEDURE

- Lift off the front cover of the receiver acc. to Fig. 1, 2.
- Attach the receiver to the wall (or to the wiring box directly).
- Switch off the main circuit breaker.
- Connect the receiver acc. to the diagram.
- Connect the receiver to the mains 230 V / 50 Hz.
- Switch on the main circuit breaker; **the green diode flashes on the receiver**; thus the receiver is ready for further setting.
- Shortly press the **FUNCTION BUTTON** for about 1.5 s (**the green and red diode are flashing alternately**).
- On the PH-BSP control unit, press the " **Test** " button in the **ACTIV** mode to activate the SP switching components (see page 10 of the PH-BSP instructions).
- If the code has been learned correctly, **the green and red diodes flash simultaneously**.



INDICATION DIODES

LED 1	LED 2	FUNCTION
		empty memory, code not learned
		code learned
		FLASHING ALTERNATELY = code learning mode FLASHING SIMULTANEOUSLY = code has been learned SIMULTANEOUS LONG FLASH = code was ERASED
		relay switched
		ERROR (if no signal is received from the transmitter within approx. 6 hours, it switches to the 2-min-ON / 8-min-OFF mode). LED flashes only if the relay is on, i.e. for 2 minutes.

EXPLANATION: LIT UNLIT FLASHING

PH-SP2 is suitable for switching heating panels, direct heaters, radiant panels, heating mats, etc.

It switches the connected device according to the information received from the control unit. To be installed in internal rooms. Do not locate near power lines!

TECHNICAL PARAMETERS

Power supply	230 V/ 50 Hz
Communication type	two-way
Frequency	433,92 MHz
Sensitivity	< - 95 dBm
Range	200 m (in free area), 25 m (in built-up area)
Output	relay, max.16A/ 250 VAC
Protection	IP40
Working temperature	0 to 40°C
Dimensions (LxWxD)	109 mm x 80 mm x 31 mm

CERTIFICATE OF GUARANTEE (guarantee period for the product amounts to 2 years)	
product No.:	date of sale:
	stamp of shop:
examined by:	

DECLARATION OF CONFORMITY

We, ELEKTROBOCK CZ s.r.o., herewith declare that our product PH-SP2 is in conformity with the basic requirements and other respective provisions of the directive 1999/5/ES.

Issued: 1.09.2008

In case of guarantee or post-guarantee service, send the receiver to the manufacturer's address.



LEAD FREE
in compliance with RoHS



ELEKTROBOCK CZ s.r.o.
Blanenská 1763
Kuřim 664 34
Tel./fax: +420 541 230 216



[http:// www.elbock.cz](http://www.elbock.cz)