

BPT001

Wireless receiver for control of electric heating devices - UNDER SWITCH -

- Control of electric heating systems
- The connected electric appliance is switched according to the required temperature
- Two-way radio communication at 433.92 MHz
- Suitable transmitters (thermostats) for control are BPT010 or BPT710

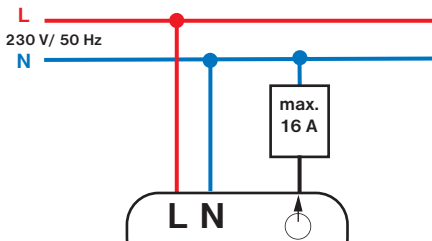
INSTALLATION

BPT001 is used for switching the heating device in connection with the BPT010 or BPT710 thermostat. **Its great advantage is direct installation into the wiring box.**



FUNCTION BUTTON (R) :
SHORT PRESS (for about 1.5 s)
- for coding.
LONG PRESS (for about 5 s)
- **RESET** deleting the code from the memory (the green and red LEDs flash simultaneously).

Wiring diagram:













**The device can only be installed by a person with adequate qualification!
The installation must be executed in a voltage-free state!**

ACTIVATION PROCEDURE

1. Switch off the main circuit breaker.
2. Connect the receiver according to the diagram.
3. Switch on the main circuit breaker; the **green diode is flashing** on the receiver; the receiver is ready for further setting.
4. Shortly press the **FUNCTION BUTTON** for about 1.5 s (**the green and red diode are flashing alternately**).
5. Activate the receiver on the thermostat (transmitter) according to the manual for the given transmitter (BPT010 or BPT710).
6. If the code has been learned correctly, the **green and red diodes flash simultaneously**.

INDICATION DIODES

LED 1	LED 2	FUNCTION
		empty memory, code not learned
		code learned
		FLASHING ALTERNATELY = code learning mode FLASHING SIMULTANEOUSLY = code has been learned SIMULTANEOUS LONG FLASH = code has been ERASED
		relay switched
		ERROR (if no signal is received from the transmitter within approx. 6 hours, it switches to the 2-min-ON / 8-min-OFF mode). LED 2 is only flashing if the relay is on, i.e. for 2 minutes.

EXPLANATIONS:  LIT

 UNLIT

 FLASHING

BPT001 is suitable for switching heating panels, direct heaters, radiant panels, heating mats, etc. It switches the connected device according to the information received from the transmitting unit (BPT010 or BPT710 thermostat). To be installed in interior rooms. Do not locate near power lines!

TECHNICAL PARAMETERS

Power supply	230 V/ 50 Hz
Communication type	two-way
Frequency	433.92 MHz
Sensitivity	< - 92 dBm
Range	150 m (in free area), 20 m (in built-up area)
Output	relé, max.16A/ 250 VAC
Protection class	IP20 or higher acc. to installation
Protection rate	II
Working temp.	0 to 40°C
Dimensions (LxWxD)	49.5 mm x 45.5 mm x 26 mm

WARRANTY CERTIFICATE (a 2-year warranty is granted for the product)	
Product number:	Date of sale:
	Shop stamp:
Checked by:	

In case of guarantee or post-guarantee service, send the receiver (including a copy of the confirmed proof of purchase) to the manufacturer's address.

DECLARATION OF CONFORMITY

We, ELEKTROBOCK CZ s.r.o., herewith declare that our product BPT001 conforms to the basic requirements and other corresponding provisions of the directive 1999/5/ES.
 Issued: 01.04.2012 on www.elbock.cz



ELEKTROBOCK CZ
MADE IN CZECH REPUBLIC

ELEKTROBOCK CZ s.r.o.
Blanenská 1763
Kuřim 664 34
Tel.: +420 541 230 216



www.elbock.cz